

# **Leveraging the power of Data Analysis in Automobile and Financial industries**

**Vinayak Pillai**

Denken Solutions,  
Dallas Fort Worth Metroplex  
Texas.

## **Abstract**

In an era defined by digital transformation, data analysis has become a cornerstone of decision-making and innovation in both the automobile and financial sectors. This paper explores how these two industries leverage data analysis to enhance efficiency, foster innovation, and improve customer satisfaction. For the automobile industry, data-driven insights enable manufacturers to optimize supply chains, predict maintenance needs, enhance safety, and advance connected and autonomous vehicle technologies. In parallel, financial institutions employ data analysis to streamline risk management, personalize customer experiences, detect fraud, and refine investment strategies. Through a comparative framework, this study highlights the similarities and unique challenges these industries face, particularly in terms of data privacy, regulatory compliance, and the technical demands of big data integration. Additionally, the paper discusses case studies that exemplify successful data-driven initiatives and details emerging trends—such as AI-enhanced analytics, real-time decision-making, and the expanding role of machine learning. Key findings reveal that while data analysis is universally transformative, its applications and outcomes differ based on each industry's operational priorities and regulatory landscapes. The paper also underscores that as the volume, variety, and velocity of data continue to rise, the future of data analysis will hinge on overcoming data quality challenges and bridging skill gaps. This abstract offers a foundational overview of the paper, detailing the essential role data analysis plays in driving growth and competitiveness within the automobile and financial sectors.

## **1.0 Introduction**

In the modern business landscape, data has emerged as a core asset, often referred to as “the new oil.” Its power lies in the ability to provide insights that drive informed decision-making, improve operational efficiency, and enable companies to stay competitive. Data analysis, which involves examining, cleaning, transforming, and modeling data, has become indispensable across numerous sectors, none more so than the automobile and financial industries. Both sectors, while distinct in their nature and operations, rely heavily on data-driven strategies to enhance performance, manage risks, and meet the evolving demands of their customers.

In the automobile industry, data analysis has fueled innovations in manufacturing, customer experience, and vehicle safety, among other areas. The increasing adoption of connected and autonomous vehicles has amplified the demand for real-time data processing to support navigation, predictive maintenance, and safety features. Through data analysis, manufacturers can monitor production lines, optimize supply chains, and personalize products to meet specific customer needs. Furthermore, data is crucial for developing new technologies that address sustainability concerns, as seen in the rise of electric and hybrid vehicles, which require constant data feedback for efficient energy consumption.

Meanwhile, the financial industry relies on data analysis as the backbone of its risk management, fraud detection, and customer segmentation strategies. Financial institutions process vast amounts of data daily, from transaction records and market prices to credit scores and personal information. By analyzing these datasets, banks and investment firms can mitigate risks, personalize financial products, and make accurate predictions about market trends. Data analysis also plays a pivotal role in preventing fraud, a growing concern in today's digital world. With advances in machine learning and artificial intelligence, financial firms can now detect anomalies in real-time, reducing potential losses from fraudulent activities.

The integration of data analysis in both industries has transformed traditional practices, making companies more proactive and responsive. In the automobile sector, predictive analytics has minimized downtime and improved production quality, while in finance, it has revolutionized customer experience and market forecasting. Both sectors have thus witnessed a shift from descriptive analytics, which focuses on what happened in the past, to predictive and prescriptive analytics, which forecast future trends and recommend actionable insights.

This paper explores the unique applications, benefits, and challenges of data analysis within these two industries. Through comparative analysis and case studies, it highlights how both sectors are harnessing data to enhance efficiency, innovate, and stay competitive. The paper also sheds light on future trends and the role of emerging technologies in further amplifying the power of data analysis, ultimately painting a comprehensive picture of data's transformative role in the automobile and financial industries.

## 2.0 Role of Data Analysis in the Automobile Industry

Data analysis has become an indispensable part of the automobile industry, allowing companies to innovate, optimize, and cater to an evolving customer base. By leveraging data-driven insights, manufacturers and service providers can streamline operations, enhance safety, and stay competitive in a rapidly transforming market. Below are several core areas where data analytics is making a profound impact.

### 2.1 Manufacturing Optimization

In the manufacturing process, data analytics provides automakers with insights that help reduce costs, minimize waste, and improve production efficiency. Predictive analytics, for instance, plays a critical role in demand forecasting and inventory management. By analyzing historical sales data, economic indicators, and regional trends, manufacturers can optimize their production schedules, ensuring that supply meets demand without excess inventory.

Additionally, sensor data from factory equipment helps predict maintenance needs, thus preventing costly breakdowns and downtime. This proactive maintenance approach extends the lifespan of machinery and reduces overall production costs. Real-time data analytics can also assist in identifying bottlenecks in assembly lines and suggest process adjustments to maintain a steady production flow.

Table 1: Key Applications of Data Analytics in Automobile Manufacturing

Application	Description	Benefits
Demand Forecasting	Predicts consumer demand based on trends, seasons, and economic conditions	Reduces overproduction and inventory costs
Predictive Maintenance	Uses sensor data to predict machinery failures and schedule maintenance	Minimizes downtime and extends equipment life
Quality Control	Detects manufacturing defects early by analyzing sensor and inspection data	Reduces waste and improves product quality
Process Optimization	Monitors assembly line performance to identify bottlenecks and inefficiencies	Enhances production efficiency and output

## 2.2 Customer Experience Enhancement

Automobile companies utilize data analysis to create a personalized and engaging customer experience. By analyzing data from various customer touchpoints, including website visits, test drives, and service history, automakers gain insights into customer preferences and behaviors. These insights are used to tailor marketing efforts, recommend specific vehicle models, and offer customized financing options.

For instance, digital platforms integrated with artificial intelligence (AI) algorithms can predict the type of vehicles or features a customer might prefer based on their demographics and past interactions. Moreover, customer feedback from online reviews, surveys, and social media can be analyzed to understand consumer sentiment, enabling companies to adjust their offerings or introduce features that enhance customer satisfaction.

## 2.3 Safety and Compliance

Data analysis is essential for ensuring safety and compliance in the automobile industry. Automakers leverage large datasets generated from vehicle sensors, crash tests, and driving simulations to design safer cars. Predictive models can help identify potential points of failure in safety systems, allowing manufacturers to address them before they become problematic.

In addition, data-driven insights enable companies to adhere to regulatory standards in different markets. Compliance with emission standards, for example, requires continuous monitoring of a vehicle's environmental performance. Automakers analyze data from exhaust sensors and engine control systems to ensure vehicles meet or exceed regulatory requirements.

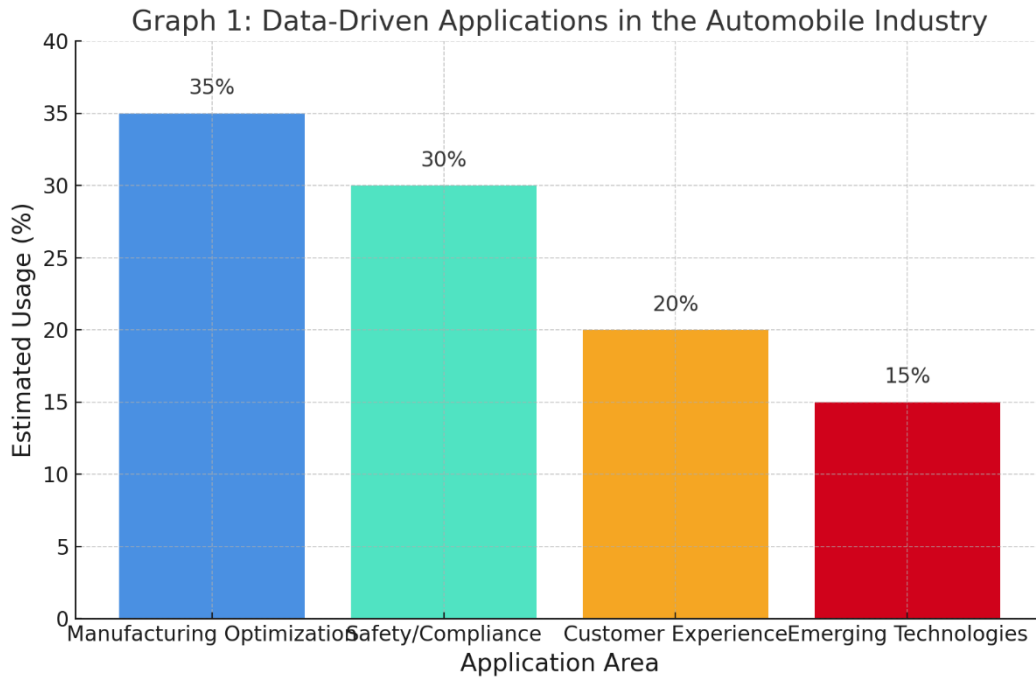
## 2.4 Emerging Technologies: Autonomous and Connected Vehicles

The rise of autonomous and connected vehicles has brought about new opportunities and challenges in data analysis. Self-driving cars rely heavily on real-time data from cameras, radar, lidar, and other sensors to navigate roads and interact with the environment. Data analysis is crucial in interpreting this information accurately to ensure safe and efficient driving.

Connected vehicles also use data to improve the driving experience, enhance safety, and facilitate predictive maintenance. Real-time analytics provide updates on vehicle health, alert drivers about potential issues, and offer software updates over the air. Moreover, data from connected cars helps urban planners and traffic management systems optimize road usage, reduce congestion, and enhance overall mobility.

**Graph 1:** Data-Driven Applications in the Automobile Industry

This graph below represents the estimated usage of data-driven applications across different areas in the automobile industry, illustrating the prominence of each application type.



The graph shows the estimated distribution of data-driven applications in the automobile sector. Manufacturing optimization and safety/compliance applications account for the largest portion of data usage, reflecting their critical role in production efficiency and regulatory adherence. Customer experience enhancements and emerging technologies follow closely, as these areas increasingly rely on data to meet evolving consumer demands and integrate advanced features like autonomous driving.

### 3.0 Data Analysis in the Financial Industry

The financial industry has undergone a profound transformation with the integration of data analysis, which has become a cornerstone for improving decision-making, optimizing processes, and creating new services. Data analysis helps financial institutions manage risks, understand customer behaviors, prevent fraud, and enhance investment strategies. Below, we explore the primary ways data analysis impacts the financial sector.

#### 3.1 Risk Management

Risk management is essential in finance, and data analysis provides tools to assess, predict, and mitigate various forms of financial risk. Predictive modeling allows firms to forecast potential losses and adjust their strategies accordingly. For example, banks and credit institutions use data analysis to evaluate credit risks by considering factors like income, credit history, and spending patterns. Machine learning models help automate credit scoring processes, enabling rapid assessments of loan applications with greater accuracy. Moreover, value-at-risk (VaR) models and stress tests are enhanced through data analytics, helping banks comply with regulatory requirements and avoid major losses in adverse economic scenarios. Data-driven insights also allow companies to diversify their portfolios, avoiding risk concentration in particular asset classes.

#### 3.2 Customer Insight and Personalization

Financial institutions increasingly rely on data analysis to gain in-depth insights into customer behaviors, preferences, and needs. By analyzing transaction data, institutions can segment customers based on spending habits, income levels, and financial goals. This segmentation enables banks to offer personalized financial

products and services, such as tailored investment recommendations, customized loan offers, and exclusive rewards programs.

For instance, robo-advisors—automated platforms that use algorithms to provide financial advice—employ data to assess individual financial needs and recommend personalized investment plans. This approach not only improves customer satisfaction but also boosts loyalty, as clients feel their financial provider understands and caters to their specific needs.

### 3.3 Fraud Detection and Prevention

Fraud prevention is another critical application of data analysis in finance. Machine learning algorithms analyze vast amounts of transactional data in real-time, identifying unusual patterns that may indicate fraudulent activity. Techniques such as anomaly detection help institutions spot suspicious transactions, like sudden large withdrawals, unusual cross-border transactions, or rapid use of a credit card in multiple locations.

The financial industry also uses natural language processing (NLP) to monitor communication channels, identifying potential insider trading or collusion by analyzing language patterns and sentiment. Enhanced fraud detection capabilities lead to faster response times, reducing financial losses and maintaining customer trust.

### 3.4 Investment Strategies and Market Trends

Data analysis is indispensable for investment management, as it enables firms to make data-driven decisions on asset allocation, portfolio management, and trading. By analyzing historical market data, investor sentiment, and economic indicators, financial institutions can identify patterns and trends that inform investment strategies.

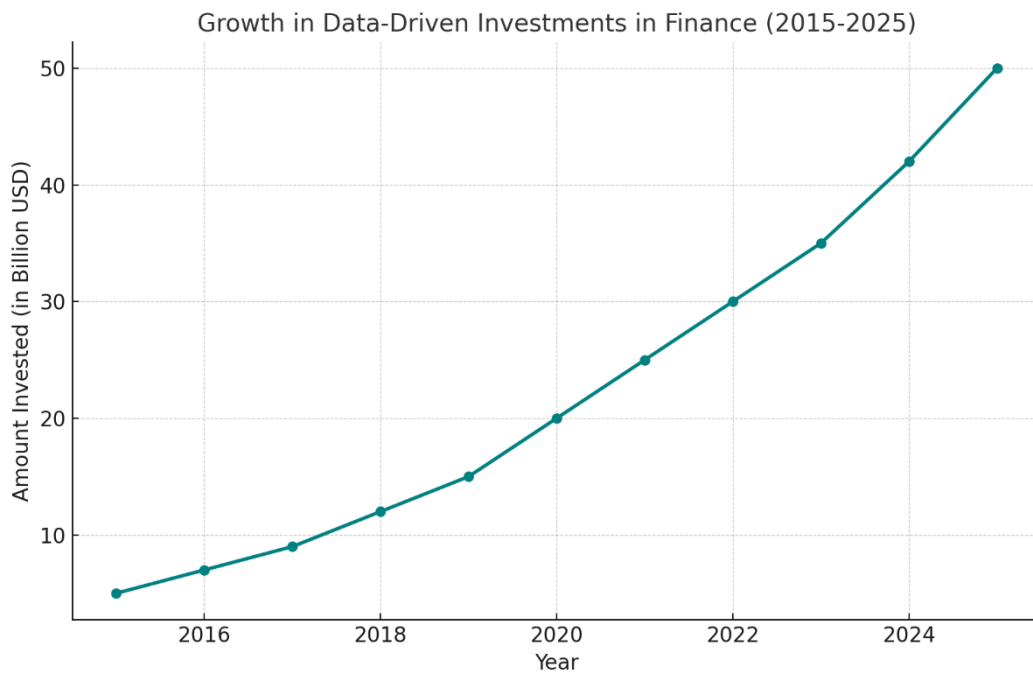
Algorithmic trading, which uses data-driven algorithms to execute trades at optimal times, has become common among investment firms. Data analysis allows traders to react to market movements almost instantly, making real-time data essential for gaining a competitive edge. Furthermore, financial institutions can monitor social media and news sources to gauge investor sentiment and predict market shifts, which is particularly useful in volatile markets.

Table: Applications of Data Analysis in Financial Services

Application Area	Data Analysis Methods Used	Impact on Industry
Risk Management	Predictive modeling, credit scoring	Reduces loan defaults, optimizes credit decisions
Customer Insight	Segmentation, behavioral analysis	Increases customer retention, enables customization
Fraud Detection	Anomaly detection, natural language processing	Reduces fraud incidents, enhances security
Investment Strategies	Algorithmic trading, sentiment analysis	Enhances decision-making, improves market timing

#### Graph: Growth in Data-Driven Investments in Finance

Below is a sample line graph illustrating the upward trend of data-driven investments in the financial industry from 2015 to 2025 (projected). The increase reflects the industry’s commitment to technology-driven decision-making and highlights areas of high expenditure, such as risk management and customer analytics.



Data analysis has become a fundamental component in the financial industry, influencing every aspect from customer service to fraud prevention. By leveraging big data and advanced analytics, financial institutions can make more informed decisions, optimize operations, and stay competitive. The projected increase in data-driven investments underscores the sector's reliance on data analysis, marking a new era of innovation and efficiency.

#### 4.0 Comparative Analysis

Data analysis plays a transformative role across various industries, but its applications, benefits, and challenges vary depending on sector-specific needs and goals. In the automobile industry, data analysis drives advancements in manufacturing, safety, and customer experiences, while in the financial sector, it focuses on risk management, fraud prevention, and personalized customer services. Below is an in-depth look at how data analysis functions differently in these two sectors, followed by a table summarizing the key points.

##### 4.1 Applications of Data Analysis

1. **Automobile Industry:** Data analysis in the automobile industry spans numerous applications, from streamlining production processes to enhancing vehicle safety. Predictive analytics helps manufacturers anticipate demand, optimize inventory levels, and reduce supply chain bottlenecks, ultimately leading to cost savings and operational efficiency. Additionally, connected vehicle data is utilized to enhance customer experience and safety. By analyzing driver behavior and vehicle diagnostics, manufacturers can proactively recommend maintenance or recall certain components before issues arise, improving reliability and customer satisfaction.
2. **Financial Industry:** In contrast, the financial industry leverages data primarily for customer insight, risk management, and fraud detection. Predictive models assess credit risk, identify high-risk loans, and guide underwriting decisions. Data analysis also allows financial firms to detect and prevent fraud in real-time by analyzing transaction patterns and anomalies. Another key area is investment and portfolio management, where data-driven models support algorithmic trading and market forecasting, enhancing returns and reducing risk for clients.

## 4.2 Benefits of Data Analysis

- 1. Automobile Industry:** The main benefits in the automotive sector include increased operational efficiency, improved safety standards, and higher customer satisfaction. Data analysis supports manufacturers in identifying inefficiencies within production processes, allowing for continuous improvements. Furthermore, vehicle data contributes to safety innovations, especially in autonomous driving, where real-time data processing is critical to decision-making.
- 2. Financial Industry:** The financial sector benefits from better risk mitigation, personalized customer experiences, and enhanced fraud detection. Through data analysis, financial institutions can reduce default rates by accurately assessing creditworthiness. Furthermore, data-driven customer segmentation enables personalized services, leading to improved customer loyalty and retention. Real-time analysis also allows for immediate fraud detection, safeguarding customer assets and building trust in financial institutions.

## 4.3 Challenges of Data Analysis

- 1. Automobile Industry:** One of the key challenges in the automotive sector is managing and processing massive volumes of data from connected vehicles. Additionally, ensuring data privacy for vehicle users is critical, as manufacturers collect sensitive information on driving habits and locations. The integration of data from multiple sources, including IoT devices, also adds complexity, as it requires robust data governance and system interoperability.
- 2. Financial Industry:** The financial industry faces challenges related to data security, regulatory compliance, and data quality. With strict regulations governing data privacy and protection, financial institutions must implement rigorous measures to secure sensitive customer information. The quality of data is also crucial, as inaccurate data can lead to poor decision-making and increased risk exposure. Furthermore, the industry requires highly skilled data scientists who understand the nuances of financial data, posing a challenge due to the current skills gap.

## 4.4 Summary Table

Category	Automobile Industry	Financial Industry
Primary Applications	Manufacturing optimization, vehicle safety, autonomous driving	Risk management, fraud detection, investment strategies
Benefits	Operational efficiency, enhanced safety, customer satisfaction	Improved risk mitigation, personalized customer service, enhanced fraud detection
Challenges	Data privacy, data volume management, system interoperability	Data security, regulatory compliance, data quality, skills gap
Data Sources	Vehicle sensors, IoT devices, customer feedback	Transaction records, customer profiles, market data
Emerging Technologies	AI in autonomous vehicles, connected car systems	AI for fraud detection, robo-advisors, algorithmic trading
Impact on Decision-Making	Proactive maintenance, customer experience improvement	Credit scoring, personalized service recommendations

This comparative analysis underscores the distinct ways that data analysis is leveraged in each industry to drive unique outcomes and address specific challenges. In the automobile industry, data supports product and service enhancements aimed at safety and efficiency, while in the financial sector, data is a tool for managing risk, safeguarding assets, and creating value through customer insight and personalization.

## **5.0 Case Studies**

### **5.1 Case Study: Tesla – Data-Driven Innovation in the Automobile Industry**

#### **Company Overview**

Tesla is recognized as a leader in electric vehicle (EV) manufacturing and autonomous driving technology. The company's success hinges heavily on its ability to leverage data analysis across multiple facets of its business, from vehicle development and manufacturing to customer experience and post-sale service.

#### **Application of Data Analysis**

Tesla employs a continuous data feedback loop that involves gathering data from its vehicles on the road, analyzing it, and feeding insights back into its operational and development processes. Each Tesla vehicle is equipped with sensors, cameras, and processors that collect vast amounts of data on driving behavior, environment, and performance. This real-time data collection is integral to Tesla's autonomous driving system, which relies on machine learning models trained with millions of miles of driving data.

#### **Impact**

Tesla's use of data has allowed it to develop and continuously improve its Autopilot feature. Data from customer vehicles helps refine the system's decision-making, making autonomous driving safer and more reliable over time. Tesla also leverages this data to optimize vehicle maintenance and performance by preemptively identifying potential issues. For example, the company can remotely diagnose and fix certain problems through over-the-air software updates, reducing the need for physical servicing.

### **5.2 Case Study: Ford – Predictive Maintenance and Manufacturing Efficiency**

#### **Company Overview**

Ford is one of the oldest and largest automotive manufacturers globally, with an established history of using data to enhance vehicle production, sales, and service. In recent years, the company has turned to predictive analytics to improve both manufacturing efficiency and customer satisfaction.

#### **Application of Data Analysis**

Ford utilizes data analysis in its manufacturing facilities to predict equipment failures and reduce downtime. By employing predictive maintenance powered by IoT sensors, the company tracks the health and performance of factory equipment. This data allows Ford to forecast potential malfunctions before they occur, minimizing unexpected downtimes and repair costs.

#### **Impact**

Predictive maintenance has helped Ford achieve significant improvements in production efficiency. Downtime due to equipment failure has decreased, leading to increased productivity and reduced operational costs. Furthermore, Ford's use of data analysis extends to customer-facing services; it has implemented telematics-based systems that collect data on vehicle usage and condition. Customers receive notifications about maintenance needs, improving their experience and helping to extend the life of their vehicles.

### **5.3 Case Study: JPMorgan Chase – Fraud Detection and Risk Management in the Financial Industry**

#### **Company Overview**

JPMorgan Chase is a global leader in financial services, providing a range of investment, banking, and risk management services. The company has long used data analysis to gain insights into market trends and customer behaviors, but one of its most critical applications is in fraud detection.

#### **Application of Data Analysis**

JPMorgan Chase leverages machine learning algorithms and real-time data processing to detect potentially fraudulent transactions. By analyzing historical transaction data, the company has built models that can identify unusual patterns and flag potentially fraudulent activity. The system also considers customer behaviors, such as spending habits, locations, and transaction times, allowing the bank to detect anomalies indicative of fraud.

#### **Impact**



This data-driven fraud detection system has greatly enhanced JPMorgan's ability to protect its customers and minimize financial losses. The use of real-time analytics means that transactions can be flagged almost immediately, reducing the likelihood of unauthorized access to funds. In addition, these systems have helped JPMorgan develop a more robust risk management framework, using data to assess and mitigate various types of financial risks.

#### **5.4 Case Study: Bank of America – Personalized Customer Experience**

##### **Company Overview**

Bank of America is a major financial institution known for its extensive use of data to enhance customer service and engagement. The bank has invested heavily in data-driven technologies to personalize experiences for its customers and improve overall satisfaction.

##### **Application of Data Analysis**

The bank's virtual assistant, Erica, is one of the most prominent examples of its data-driven approach. Erica is an AI-powered chatbot that helps customers with a variety of banking tasks, from checking account balances and tracking spending to offering insights on financial health. Erica's recommendations are based on the analysis of customer transaction data, which allows it to provide personalized financial advice.

##### **Impact**

By using data to personalize customer interactions, Bank of America has improved customer satisfaction and engagement. Erica provides insights that help customers manage their finances more effectively, which has strengthened customer loyalty. The bank's approach also highlights the potential for data analysis to create more intuitive, user-centered financial services, catering to individual needs and preferences.

#### **5.5 Case Study: Goldman Sachs – Data-Driven Investment Strategies**

##### **Company Overview**

Goldman Sachs is a leading global investment bank that has adopted data-driven approaches to enhance its investment strategies and financial product offerings. With the growth of algorithmic trading and big data, the bank has established itself as a pioneer in the use of advanced data analysis techniques.

##### **Application of Data Analysis**

Goldman Sachs utilizes data analysis to optimize its trading and investment decisions. The firm's trading algorithms analyze vast datasets, including market trends, economic indicators, and social sentiment, to identify profitable trading opportunities. Goldman Sachs also applies machine learning models to automate the trading process, adjusting investment strategies based on real-time data.

##### **Impact**

Data analysis has significantly improved Goldman Sachs' ability to make informed investment decisions, leading to better returns for clients and the bank alike. Algorithmic trading has enabled faster response times to market fluctuations, minimizing losses and capitalizing on opportunities more effectively. The insights generated through data analysis also support Goldman Sachs' portfolio management and risk assessment activities, positioning it as a data-driven leader in financial markets.

#### **6.0 Challenges in Data Analysis**

In the dynamic fields of automobile and finance, data analysis serves as a powerful tool for innovation and competitive advantage. However, as data analysis continues to grow in complexity and scale, both industries face numerous challenges. Addressing these obstacles is crucial for organizations to extract meaningful insights and ensure the effectiveness of data-driven decision-making. Below are some of the key challenges:

##### **6.1 Data Privacy and Security**

One of the primary challenges in data analysis is maintaining data privacy and security. Both industries handle vast amounts of sensitive data, such as customer financial information, transaction details, vehicle

identification numbers (VIN), and driver behavior data. Protecting this information from cyber threats and unauthorized access is essential to maintain customer trust and comply with regulations.

**Automobile Industry:** Connected vehicles and autonomous cars generate significant volumes of data, often transmitted over the internet to cloud systems. This opens up potential vulnerabilities, making it essential for manufacturers to implement strong cybersecurity measures. Data breaches can lead to reputational damage, legal issues, and substantial financial losses.

**Financial Industry:** Financial institutions are prime targets for cyber-attacks due to the sensitive nature of the data they handle. Banks and investment firms must protect customer information and transaction data while ensuring compliance with stringent regulations such as GDPR (General Data Protection Regulation) and PCI-DSS (Payment Card Industry Data Security Standard). Failure to safeguard data can result in severe financial penalties and loss of customer trust.

## 6.2 Handling Large Volumes of Data

Both industries produce vast amounts of data daily, but effectively managing and analyzing this data remains a considerable challenge. Large data volumes can slow down processing times, making it difficult for organizations to derive timely insights.

**Automobile Industry:** With the increasing use of IoT devices and sensors in vehicles, car manufacturers receive real-time data on vehicle performance, driver behavior, and environmental conditions. Managing this data efficiently requires robust data storage, processing, and management systems. Additionally, data accuracy and integrity are essential to ensure meaningful analysis, particularly in autonomous driving systems where real-time decision-making is critical.

**Financial Industry:** Financial institutions must process transactions, stock market data, and customer behavior patterns across different time zones and systems. To maintain competitive advantage, firms must handle data in real time, which requires high-performance computing resources and advanced data management strategies. Delays in processing data can lead to missed opportunities and an inability to respond swiftly to market changes.

## 6.3 Ensuring Data Quality

Data quality is foundational to accurate analysis and sound decision-making. Poor-quality data can lead to erroneous insights and business decisions, ultimately impacting the organization's bottom line. Ensuring data quality involves dealing with incomplete, inconsistent, or outdated data.

**Automobile Industry:** Vehicle data collected through sensors may include inaccuracies due to hardware limitations, network connectivity issues, or data transmission errors. Poor-quality data can misinform vehicle diagnostics, leading to incorrect conclusions about performance and safety.

**Financial Industry:** Financial institutions rely on accurate data for risk assessment, credit scoring, and investment strategies. Data quality issues, such as duplicate records, outdated customer information, or transaction errors, can impair the reliability of these critical analyses. Inaccurate data also affects compliance reporting, exposing firms to regulatory scrutiny.

## 6.4 Skills Gap in Data Science and Analytics

The demand for skilled data scientists and analysts has outpaced supply, leading to a skills gap in both industries. Skilled professionals are required to design, implement, and manage advanced data models, yet many organizations struggle to find talent with the necessary expertise.

**Automobile Industry:** The integration of artificial intelligence (AI) and machine learning (ML) in autonomous vehicles and predictive maintenance requires data scientists with specialized knowledge in both data analysis and automotive engineering. The lack of talent can slow down innovation and hinder companies from fully leveraging data analysis for competitive advantage.

**Financial Industry:** Financial institutions require experts who can interpret complex data, apply machine learning algorithms, and develop predictive models. However, the shortage of qualified data professionals

with deep industry knowledge affects the sector's ability to innovate and respond to market demands effectively.

### 6.5 Integration of Diverse Data Sources

Integrating data from multiple sources to create a unified view is a complex task. Data in both industries comes from varied sources and formats, and merging them often requires sophisticated tools and processes to ensure compatibility.

**Automobile Industry:** Data sources range from on-board vehicle sensors, customer service feedback, dealer networks, and external sources such as weather data. Creating a cohesive data set to analyze these disparate sources is challenging but essential for generating actionable insights, particularly in enhancing customer experience and vehicle safety.

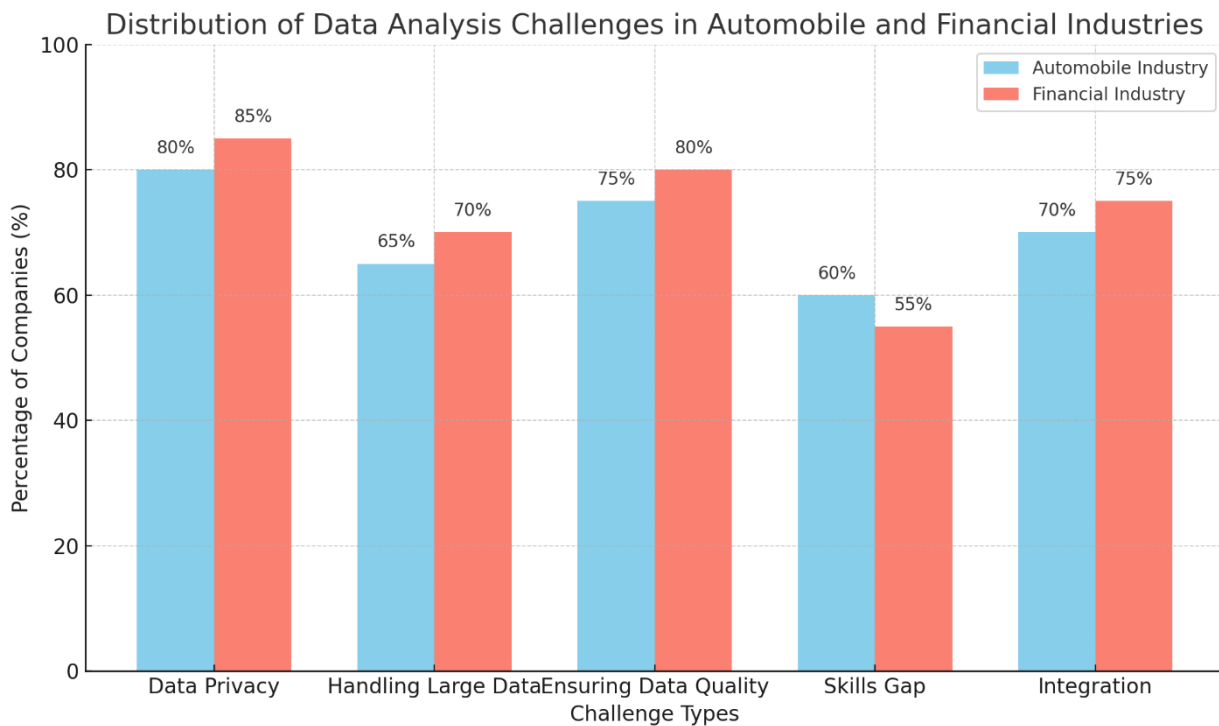
**Financial Industry:** Financial institutions gather data from transactions, credit bureaus, social media, and customer interactions across platforms. Merging structured and unstructured data into a single data warehouse requires specialized tools and expertise, and failing to integrate data properly can lead to incomplete or inaccurate insights.

**Table:** Key Challenges in Data Analysis for Automobile and Financial Industries

Challenge	Automobile Industry	Financial Industry
Data Privacy and Security	Cybersecurity for connected vehicles	Protecting customer data, complying with regulations
Handling Large Data Volumes	IoT and sensor data management	Real-time transaction processing and market analysis
Ensuring Data Quality	Sensor inaccuracies, diagnostics reliability	Accurate data for compliance, risk assessment
Skills Gap in Analytics	Demand for AI/ML expertise in autonomous systems	Need for data scientists skilled in finance and AI
Integration of Data Sources	Combining sensor data, dealer feedback, and more	Merging transactional, social, and customer interaction data

**Graph:** Distribution of Data Analysis Challenges in Automobile and Financial Industries

The graph below illustrates the proportion of challenges commonly faced in data analysis within both industries. Each challenge's frequency reflects the percentage of surveyed companies that cited it as a significant obstacle.



## 7.0 Future of Data Analysis in Both Industries

Data analysis is rapidly evolving, driven by advancements in artificial intelligence (AI), machine learning (ML), cloud computing, and the Internet of Things (IoT). Both the automobile and financial sectors are poised to benefit significantly from these changes. The future of data analysis in these industries is marked by trends that emphasize real-time insights, automation, enhanced customer personalization, and improved operational efficiency.

### 7.1 Real-Time Data Analytics and Decision-Making

Real-time analytics is becoming essential as both industries seek faster, more responsive decision-making processes. For the automobile industry, real-time data from connected vehicles, sensors, and IoT-enabled manufacturing lines will enable companies to optimize production instantly, monitor the health of vehicles in real time, and provide immediate feedback for autonomous driving systems. For instance, autonomous vehicles will rely on real-time data to make split-second decisions on the road, requiring extremely low latency and high accuracy.

In the financial sector, real-time analytics will transform areas such as fraud detection, risk assessment, and customer service. Banks and financial institutions can analyze transaction patterns as they happen, flagging potential fraud and responding immediately to minimize risks. Real-time data can also enhance customer experience through personalized services, such as dynamic pricing and instant loan approvals, by analyzing a customer's financial history and transaction patterns on the spot.

### 7.2 Expansion of Predictive and Prescriptive Analytics

Predictive analytics, which forecasts future outcomes based on historical data, will continue to be a vital tool for both industries. However, prescriptive analytics—where algorithms not only predict outcomes but also recommend specific actions—will grow in importance. In the automobile industry, prescriptive analytics can suggest adjustments in manufacturing processes or maintenance schedules for individual vehicles. For fleet management, it can offer recommendations to reduce costs, improve fuel efficiency, or optimize routes.

In finance, prescriptive analytics will provide actionable insights for investment strategies, customer relationship management, and risk mitigation. By understanding likely market trends, institutions can better

allocate resources, adjust portfolios, and develop personalized financial products. As this technology advances, it will allow banks and insurers to simulate “what-if” scenarios, aiding strategic decision-making and proactive management of potential risks.

### **7.3 Increasing Use of Artificial Intelligence and Machine Learning**

The integration of AI and machine learning in data analysis will become more pervasive, as these technologies are essential for handling large and complex datasets. In the automobile industry, AI and ML models will power everything from autonomous driving systems to predictive maintenance. Self-learning algorithms will continuously improve by analyzing data from millions of miles driven, allowing autonomous vehicles to operate more safely and efficiently over time.

In the financial sector, AI will be critical in enhancing fraud detection, personalizing financial products, and automating compliance tasks. Machine learning algorithms can rapidly analyze customer behaviors, predict credit risks, and detect suspicious activity, saving both time and resources. Financial institutions will increasingly rely on AI-driven data analysis for algorithmic trading, which uses machine learning to spot trends and execute trades faster and more accurately than human traders.

### **7.4 Enhanced Data Privacy and Security**

With the rise in data collection and analysis comes a heightened focus on privacy and security. Future data analysis practices in both industries will be heavily influenced by evolving regulations and consumer expectations around data protection. In the automotive sector, the expansion of connected cars and autonomous driving technologies will generate vast amounts of personal and location-based data. Automakers and tech providers will need to implement robust data protection measures to secure this sensitive information and maintain consumer trust.

In finance, data privacy is paramount due to the highly sensitive nature of financial records. As data breaches become more sophisticated, financial institutions will invest in advanced encryption, multi-factor authentication, and AI-powered cybersecurity measures. Companies will also adopt privacy-preserving analytics, such as federated learning, to conduct data analysis without compromising user privacy.

### **7.5 Cloud Computing and Edge Computing**

The adoption of cloud and edge computing will further empower data analysis in both industries. Cloud computing enables massive data storage, flexible scaling, and access to powerful computational resources. In the automotive industry, cloud platforms can store and process data collected from connected vehicles and smart manufacturing equipment, supporting large-scale data analysis and machine learning training.

Edge computing, which processes data closer to its source, will play a crucial role in reducing latency and enabling real-time analytics. For instance, data collected from a vehicle’s sensors can be processed on the vehicle itself (edge) rather than sending it to a centralized cloud. This approach is critical for autonomous driving, where decision-making needs to happen in milliseconds. Similarly, in finance, edge computing can support real-time processing of data at ATMs or branch offices, improving the efficiency of localized services.

### **7.6 Rise of Blockchain for Secure Data Sharing**

Blockchain technology has the potential to revolutionize data analysis by enabling secure, transparent, and traceable data-sharing environments. In the automotive industry, blockchain can facilitate the secure sharing of data between manufacturers, suppliers, and service providers, enhancing supply chain transparency and accountability. Blockchain can also be instrumental in data transactions among autonomous vehicles, enabling secure vehicle-to-vehicle communication and transactions without intermediaries.

In finance, blockchain applications extend to decentralized finance (DeFi) and secure data-sharing across financial institutions. By leveraging blockchain’s decentralized and encrypted nature, financial institutions can securely store and share sensitive data, such as transaction records and customer information, reducing

the risk of fraud and data manipulation. As blockchain technology matures, it could support real-time auditing and compliance, streamlining regulatory requirements and further securing customer data.

### **7.7 Greater Focus on Data Ethics and Transparency**

With the increasing reliance on data analysis, both industries are seeing a shift toward responsible AI and data ethics. Ethical considerations will play a central role in how data analysis tools are developed and used. In the automobile industry, questions around the ethics of AI in autonomous driving—such as how cars make life-or-death decisions in critical situations—will require transparent and accountable decision-making processes.

In finance, data ethics will shape how financial institutions use customer data. Companies will need to ensure that AI models used in credit scoring, loan approvals, and investment recommendations are fair and free from bias. Data transparency will be crucial for building trust with customers, who want assurance that their personal information is being used responsibly and ethically.

### **7.8 Collaboration and Data-Sharing Ecosystems**

Future data analysis strategies in the automobile and financial sectors will involve greater collaboration across companies, industries, and even with customers. In the automobile industry, automakers are increasingly collaborating with tech firms, data providers, and other stakeholders to build comprehensive data-sharing ecosystems. This collaboration enables the development of sophisticated products, such as autonomous vehicles, that rely on shared data from various sources.

In the financial industry, open banking and data-sharing frameworks allow institutions to collaborate and share customer data securely, facilitating the creation of personalized financial products. As these collaborative ecosystems grow, they will drive innovation, improve customer experiences, and foster a more dynamic approach to data analysis.

## **8.0 Conclusion**

In an era defined by data, the ability to harness vast amounts of information has become a vital competitive advantage for industries worldwide. Both the automobile and financial sectors exemplify how powerful data analysis can transform operations, drive innovation, and improve decision-making. The integration of data-driven strategies has proven essential for these industries to meet evolving customer expectations, navigate complex market dynamics, and maintain regulatory compliance.

For the automobile industry, data analysis is revolutionizing the production process, enhancing vehicle safety, and setting the stage for advancements like autonomous driving and electric vehicle optimization. From the manufacturing floor to post-sale customer engagement, data-driven insights enable automobile companies to streamline operations and personalize customer experiences. Predictive analytics are used to manage inventory and supply chains, while machine learning algorithms detect patterns in customer preferences, helping companies deliver more tailored products and services. The increased use of connected vehicle data and IoT technology also underscores the importance of real-time analysis in ensuring vehicle safety and anticipating maintenance needs, ultimately contributing to customer satisfaction and brand loyalty.

In the financial industry, data analysis is equally transformative. The ability to analyze customer behaviors and preferences allows financial institutions to personalize their services, providing targeted products that improve customer retention. Predictive models enable risk managers to identify and mitigate risks effectively, while real-time data analysis is integral to preventing fraud and ensuring compliance with regulatory standards. For investment firms, data analysis supports more accurate market predictions, allowing for better-informed trading and portfolio management. By optimizing back-end processes and providing insights into customer behavior, data analysis has become essential to delivering the personalized, efficient, and secure financial services that today's customers demand.

Despite the benefits, both industries face challenges in fully leveraging data analysis. Ensuring data quality, managing large datasets, and maintaining security and privacy standards remain significant obstacles.

Additionally, the demand for skilled data scientists and analysts continues to grow, highlighting a skills gap that must be addressed for industries to maximize the value of data analytics.

Looking to the future, the role of data analysis in both sectors is expected to expand further, particularly with advancements in artificial intelligence and machine learning. Real-time analytics, predictive insights, and automated decision-making processes will become increasingly prevalent, enabling both industries to respond more quickly and accurately to market shifts and customer needs. For businesses in the automobile and financial sectors, staying competitive will depend on their ability to not only access data but to act on insights quickly and effectively.

Data analysis has proven to be a powerful tool in both the automobile and financial industries, fundamentally transforming how they operate, interact with customers, and approach innovation. As technologies continue to evolve, these industries must keep pace by adopting cutting-edge data solutions and fostering an environment where data-driven decision-making is deeply integrated into their organizational culture. Embracing these changes will be essential for driving growth, ensuring operational efficiency, and maintaining a competitive edge in an increasingly data-centric world.

## References

1. Pandey, N. S., & Prabhavathi, M. (2016). The impact of leverage on shareholders' wealth of automobile industry in India: an empirical analysis. *Pacific Business Review International*, 8(7).
2. Nemati, H. R., & Barko, C. D. (Eds.). (2004). *Organizational data mining: leveraging enterprise data resources for optimal performance*. IGI Global.
3. Dornfeld, D. A., & Linke, B. S. (2012, May). Leveraging technology for a sustainable world. In *Proc. 19th CIRP Conf. on Life Cycle Engineering*(Springer, 2012).
4. Olanrewaju, O. I. K., Daramola, G. O., & Ekechukwu, D. E. (2024). Strategic financial decision-making in sustainable energy investments: Leveraging big data for maximum impact. *World Journal of Advanced Research and Reviews*, 22(3), 564-573.
5. Samo, A. H., & Murad, H. (2019). Impact of liquidity and financial leverage on firm's profitability— an empirical analysis of the textile industry of Pakistan. *Research Journal of Textile and Apparel*, 23(4), 291-305.
6. Subramaniam, M. (2022). *The future of competitive strategy: Unleashing the power of data and digital ecosystems*. MIT Press.
7. Attaran, M. (2017). Cloud computing technology: leveraging the power of the internet to improve business performance. *Journal of International Technology and Information Management*, 26(1), 112-137.
8. SARIOGUZ, O., & MISER, E. (2024). Data-Driven Decision-Making: Revolutionizing Management in the Information Era. *Journal of Artificial Intelligence General science (JAIGS) ISSN: 3006-4023*, 4(1), 179-194.
9. Bowen, R. M., Daley, L. A., & Huber Jr, C. C. (1982). Evidence on the existence and determinants of inter-industry differences in leverage. *Financial management*, 10-20.
10. Ohlhorst, F. J. (2012). *Big data analytics: turning big data into big money* (Vol. 65). John Wiley & Sons.
11. Challoumis, C. (2024, October). FROM AUTOMATION TO INNOVATION-THE FINANCIAL BENEFITS OF AI IN BUSINESS. In *XVI International Scientific Conference*. Philadelphia (pp. 258-292).
12. Malik, H. (2011). Determinants of insurance companies profitability: an analysis of insurance sector of Pakistan. *Academic research international*, 1(3), 315.
13. van Blokland, W. W. B., Santema, S. C., Heene, A., de Jong, T., & Elferink, N. (2012). Does value leverage pay off? A model for measuring value-leverage capabilities in automotive large-scale system integrators. In *A Focused Issue on Competence Perspectives on New Industry Dynamics* (Vol. 6, pp. 209-235). Emerald Group Publishing Limited.

14. Sharma, A., Adhikary, A., & Borah, S. B. (2020). Covid-19' s impact on supply chain decisions: Strategic insights from NASDAQ 100 firms using Twitter data. *Journal of business research*, 117, 443-449.
15. Vijay Arputharaj, J., William, B. N. J., Haruna, A. A., & Prasad, D. D. (2024). Exploring the synergy of IIoT, AI, and data analytics in Industry 6.0. *Industry 6.0: Technology, Practices, Challenges, and Applications*, 1.
16. Wei, X. (2023). Data-Driven Revolution: Advancing Scientific and Technological Innovation in Chinese A-Share Listed Companies. *Journal of the Knowledge Economy*, 1-28.
17. Elahi, M., Afolaranmi, S. O., Martinez Lastra, J. L., & Perez Garcia, J. A. (2023). A comprehensive literature review of the applications of AI techniques through the lifecycle of industrial equipment. *Discover Artificial Intelligence*, 3(1), 43.
18. Shackelford, S. J., & Myers, S. (2017). Block-by-block: leveraging the power of blockchain technology to build trust and promote cyber peace. *Yale JL & Tech.*, 19, 334.
19. Weill, P., & Broadbent, M. (1998). *Leveraging the new infrastructure: how market leaders capitalize on information technology*. Harvard Business Press.
20. Mammadzada, A. *Evolving Environmental Immigration Policies Through Technological Solutions: A Focused Analysis of Japan and Canada in the Context of COVID-19*.